

Unsupervised Segmentation of Categorical Time Series into Episodes

Paul Cohen, Brent Heeringa
Department of Computer Science
University of Massachusetts, Amherst
Amherst, MA 01003
{cohen, heeringa}@cs.umass.edu

Niall Adams
Department of Mathematics
Imperial College
London, UK
n.adams@ic.ac.uk

Abstract

This paper describes an unsupervised algorithm for segmenting categorical time series into episodes. The VOTING-EXPERTS algorithm first collects statistics about the frequency and boundary entropy of ngrams, then passes a window over the series and has two “expert methods” decide where in the window boundaries should be drawn. The algorithm successfully segments text into words in four languages. The algorithm also segments time series of robot sensor data into subsequences that represent episodes in the life of the robot. We claim that VOTING-EXPERTS finds meaningful episodes in categorical time series because it exploits two statistical characteristics of meaningful episodes.

1 Introduction

Though we live in a continuous world, we have the impression that experience comprises episodes: writing a paragraph, having lunch, going for a walk, and so on. Episodes have hierarchical structure; for instance, writing a paragraph involves thinking of what to say, saying it, editing it; and these are themselves episodes. Do these examples of episodes have anything in common? Is there a domain-independent, formal notion of episode sufficient, say, for an agent to segment continuous experience into meaningful units?

One can distinguish three ways to identify episode boundaries: First, they may be *marked*, as spaces mark word boundaries and promoters mark coding regions in DNA. Second, episodes may be *recognized*. For instance, we recognize nine words in the sequence “itwasabrightcolddayinapriland”. Third we might *infer* episode boundaries given the statistical structure of a series. For example, “juxbtbcjsjhiudpmeebzjobqsjmboe” is formally (statistically) identical with “itwasabrightcolddayinapriland” — one is obtained from the other by replacing each letter with

the adjacent one in the alphabet — however, the latter is easily segmented by recognition whereas the former requires inference.

This paper proposes two statistical characteristics of episode boundaries and reports experiments with an unsupervised algorithm called VOTING-EXPERTS based on these characteristics. We offer the conjecture that these characteristics are domain-independent and illustrate the point by segmenting text in four languages.

2 The Episode Boundary Problem

Suppose we remove all the spaces and punctuation from a text, can an algorithm figure out where the word boundaries should go? Here is the result of running VOTING-EXPERTS on the first 500 characters of George Orwell’s 1984. The * symbols are induced boundaries:

Itwas * a * bright * cold * day * in * April * andthe * clock-
swere * st * ri * king * thi * teen * Winston * Smith * his
* chin * nuzzl * edinto * his * brea * st * in * aneffort * to
* escape * the * vilewind * slipped * quickly * through * the
* glass * door * sof * Victory * Mansions * though * not *
quickly * en * ought * oprevent * aswirl * ofgrit * tydust *
from * ent * er * inga * long * with * himThe * hall * ways
* meltof * boiled * cabbage * and * old * ragmatsA * tone *
endof * it * acoloured * poster * too * large * for * indoor *
dis * play * hadbeen * tack * ed * tothe * wall * It * depicted
* simplya * n * enormous * face * more * than * ametre *
widethe * faceof * aman * of * about * fortyfive * witha *
heavy * black * moustache * and * rugged * ly * handsome *
featur

The segmentation is imperfect: Words are run together (*Itwas, aneffort*) and broken apart (*st * ri * king*). Occasionally, words are split between segments (*to in en * ought * oprevent*). Still, the segmentation is surprisingly good when one considers that it is based on nothing more than statistical features of subsequences of letters — not words, as no word boundaries are available — in Orwell’s text.

How can an algorithm identify subsequences that are *meaningful* in a domain lacking any knowledge about the

domain; and particularly, lacking positive and negative training instances of meaningful subsequences? VOTING-EXPERTS must somehow detect *domain-independent* indicators of the boundaries of meaningful subsequences. In fact, this is a good description of what it does. It implements a weak theory of domain-independent features of meaningful units. The first of these features is that entropy remains low inside meaningful units and increases at their boundaries; the second is that high-frequency subsequences are more apt to be meaningful than low-frequency ones.

3 Characteristics of Episodes

The features of episodes that we have implemented in the VOTING-EXPERTS algorithm are called *boundary entropy* and *frequency*:

Boundary entropy. Every unique subsequence is characterized by the distribution of subsequences that follow it; for example, the subsequence “en” in this sentence repeats seven times and is followed by tokens *c* (4 times), *t*, *s* and “”, a distribution of symbols with an entropy value (1.66, as it happens). In general, every subsequence *S* has a boundary entropy, which is the entropy of the distribution of subsequences of length *m* that follow it. If *S* is an episode, then the boundary entropies of subsequences of *S* will have an interesting profile: They will start relatively high, then sometimes drop, then peak at the last element of *S*. The reasons for this are first, that the predictability of elements within an episode increases as the episode extends over time; and second, the elements that immediately follow an episode are relatively uncertain. Said differently, within episodes, we know roughly what will happen, but at episode boundaries we become uncertain.

Frequency. Episodes, recall, are meaningful sequences. They are patterns in a domain that we call out as special, important, valuable, worth committing to memory, worth naming, etc. One reason to consider a pattern meaningful is that one can use it for something, like prediction. (Predictiveness is another characteristic of episodes nicely summarized by entropy.) Rare patterns are less useful than common ones simply because they arise infrequently, so all human and animal learning places a premium on frequency. In general, episodes are common patterns, but not all common patterns are episodes.

4 Related work

Many methods have been developed for segmenting time series. Of these, many deal with continuous time series (e.g., [11]) and are not directly applicable to the problem we consider here. Some methods for categorical series are based on compression (e.g., [10]), but compression alone

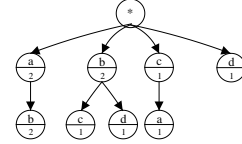


Figure 1. A trie having depth 3.

finds common, not necessarily meaningful, subsequences. Some methods are trained to find instances of patterns or templates (e.g., [9, 5]) or use a supervised form of compression (e.g., [12]), but we wanted an unsupervised method. There is some work on segmentation in the natural language and information retrieval literature, for instance, techniques for segmenting Chinese, which has no word boundaries in its orthography, but again, these methods are often supervised. The method in [14] is similar to ours, though it requires supervised training on very large corpora. Parsing based on mutual information used in [8] is similar to our notion of boundary entropy. [6] and [7] use boundary entropy (but not frequency information) to find separators, but we’re interested in categorical data where explicit boundary demarcations are removed. [2] provides a developmentally plausible unsupervised algorithm for word segmentation, but the procedure assumes known utterance boundaries. [1] give an unsupervised segmentation procedure for Japanese, however it too supposes known sequence boundaries. With minor alterations, their segmentation technique is applicable to our domain, but we found that VOTING-EXPERTS consistently outperforms it. We know of no related research on characteristics of meaningful episodes, that is, statistical markers of boundaries of meaning-carrying subsequences.

5 The Voting Experts Algorithm

VOTING-EXPERTS includes experts that attend to boundary entropy and frequency and is easily extensible to include experts that attend to other characteristics of episodes. The algorithm simply moves a window across a time series and asks for each location in the window whether to “cut” the series at that location. Each expert casts a single vote. Each location takes *n* steps to traverse a window of size *n*, and is seen by the experts in *n* different contexts, and may accrue up to *n* votes from each expert. Given the results of voting, we cut the series at locations with high vote counts. Here are the steps of the algorithm:

Build an ngram trie of depth $n + 1$. Nodes at level $i + 1$ of the trie represent ngrams of length *i*. The children of a node are the extensions of the ngram represented by the node. For example, *a b c a b d* produces the depth 3 trie in Figure 1

Every ngram of length 2 or less in the sequence *a b c a b*

d is represented by a node in this tree. The numbers in the lower half of the nodes represent the frequencies of the subsequences. For example, the subsequence ab occurs twice, and every occurrence of a is followed by b .

For the first 10,000 characters in Orwell’s text, an ngram trie of depth 8 includes 33774 nodes, of which 9109 are leaf nodes. That is, there are over nine thousand unique subsequences of length 7 in this sample of text, although the average frequency of these subsequences is 1.1—most occur exactly once. The average frequencies of subsequences of length 1 to 7 are 384.4, 23.1, 3.9, 1.8, 1.3, 1.2, and 1.1.

Calculate boundary entropy. The boundary entropy of an ngram is the entropy of the distribution of tokens that can extend the ngram. The entropy of a discrete random variable X is

$$H(X) = - \sum_{x \in X} p(x) \log p(x)$$

Boundary entropy is easily calculated from the trie. For example, the node a in the tree above has entropy equal to zero because it has only one child, ab , whereas the entropy of node b is 1.0 because it has two equiprobable children, bc and bd . Clearly, only the first n levels of the ngram tree of depth $n + 1$ can have node entropy scores.

Standardize frequencies and boundary entropies. In most domains, there is a systematic relationship between the length and frequency of patterns; in general, short patterns are more common than long ones (e.g., on average, for subsets of 10,000 characters from Orwell’s text, 64 of the 100 most frequent patterns are of length 2; 23 are of length 3, and so on). Our algorithm will compare the frequencies and boundary entropies of ngrams of different lengths, but in all cases we will be comparing how *unusual* these frequencies and entropies are, relative to other ngrams of the same length. To illustrate, consider the words “a” and “an.” In the first 10000 characters of Orwell’s text, “a” occurs 743 times, “an” 124 times, but “a” occurs only a little more frequently than other one-letter ngrams, whereas “an” occurs much more often than other two-letter ngrams. In this sense, “a” is ordinary, “an” is unusual. Although “a” is much more common than “an” it is much less unusual relative to other ngrams of the same length. To capture this notion, we standardize the frequencies and boundary entropies of the ngrams. To standardize a value in a sample, subtract the sample mean from the value and divide by the sample standard deviation. This has the effect of expressing the value as the number of standard deviations it is away from the sample mean. Standardized, the frequency of “a” is 1.1, whereas the frequency of “an” is 20.4. In other words, the frequency of “an” is 20.4 standard deviations above the mean frequency for sequences of the same length. We standardize boundary entropies in the same way, and for the same reason.

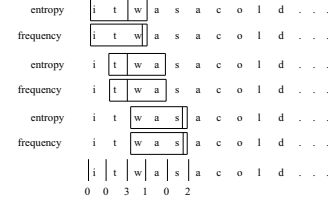


Figure 2. Sample execution of VOTING-EXPERTS.

Score potential segment boundaries. In a sequence of length k there are $k - 1$ places to draw boundaries between segments, and, thus, there are 2^{k-1} ways to divide the sequence into segments. Our algorithm is greedy in the sense that it considers just $k - 1$, not 2^{k-1} , ways to divide the sequence. It considers each possible boundary in order, starting at the beginning of the sequence. The algorithm passes a window of length n over the sequence, halting at each possible boundary. All of the locations within the window are considered, and each garners zero or one vote from each expert. Because we have two experts, for boundary entropy and frequency respectively, each location may accrue a maximum of $2n$ votes. This is illustrated in Figure 2. A window of length 3 is passed along the sequence `itwasacold`. Initially, the window covers `itw`. The entropy and frequency experts each decide where they could best insert a boundary within the window (more on this, below). The entropy expert favors the boundary between `t` and `w`, while the frequency expert favors the boundary between `w` and whatever comes next. Then the window moves one location to the right and the process repeats. This time, both experts decide to place the boundary between `t` and `w`. The window moves again and both experts decide to place the boundary after `s`, the last token in the window. Note that each potential boundary location (e.g., between `t` and `w`) is seen n times for a window of size n , but it is considered in a slightly different context each time the window moves. The first time the experts consider the boundary between `w` and `a`, they are looking at the window `itw`, and the last time, they are looking at `was`. In this way, each boundary gets up to $2n$ votes, or $n = 3$ votes from each of two experts. The `wa` boundary gets one vote, the `tw` boundary, three votes, and the `sa` boundary, two votes.

The experts use slightly different methods to evaluate boundaries and assign votes. Consider the window `itw` from the viewpoint of the boundary entropy expert. Each location in the window bounds an ngram to the left of the location; the ngrams are `i`, `it`, and `itw`, respectively. Each ngram has a standardized boundary entropy. The boundary entropy expert votes for the location that produces the ngram with the highest standardized boundary entropy. As

it happens, for the ngram tree produced from Orwell’s text, the standardized boundary entropies for *i*, *it*, and *itw* are 0.2, 1.39 and 0.02, so the boundary entropy expert opts to put a boundary after the ngram *it*.

The frequency expert places a boundary so as to maximize the sum of the standardized frequencies of the ngrams to the left and the right of the boundary. Consider the window *itw* again. If the boundary is placed after *i*, then (for Orwell’s text) the standardized frequencies of *i* and *tw* sum to 1.73; if the boundary is placed after *it*, then the standardized frequencies of *it* and *w* sum to 2.9; finally, if it is placed after *itw*, the algorithm has only the standardized frequency of *itw* to work with; it is 4.0. Thus, the frequency expert opts to put a boundary after *itw*.

Segment the sequence. Each potential boundary in a sequence accrues votes, as described above, and now we must evaluate the boundaries in terms of the votes and decide where to segment the sequence. Our method is a familiar “zero crossing” rule: If a potential boundary has a locally maximum number of votes, split the sequence at that boundary. In the example above, this rule causes the sequence *itwasacold* to be split after *it* and *was*. We confess to one embellishment on the rule: The number of votes for a boundary must exceed an absolute threshold, as well as be a local maximum. We found that the algorithm splits too often without this qualification.

Let us review the design of the experts and the segmentation rule, to see how they test the characteristics of episodes described earlier. The boundary entropy expert assigns votes to locations where the boundary entropy peaks locally, implementing the idea that entropy increases at episode boundaries. The frequency expert tries to find a “maximum likelihood tiling” of the sequence, a placement of boundaries that makes the ngrams to the left and right of the boundary as likely as possible. When both experts vote for a boundary, and especially when they vote repeatedly for the same boundary, it is likely to get a locally-maximum number of votes, and the algorithm is apt to split the sequence at that location.

6 Evaluation

In these experiments, induced boundaries stand in six relationships to episodes.

1. The boundaries coincide with the start and end of the episode;
2. The episode falls entirely within the boundaries and begins or ends at one boundary.
3. The episode falls entirely within the boundaries but neither the start nor the end of the episode correspond to a boundary.
4. One or more boundaries splits an episode, but the start and end of the episode coincide with boundaries.

5. Like case 4, in that boundaries split an episode, but only one end of the episode coincides with a boundary.
6. The episode is split by one or more boundaries and neither end of the episode coincides with a boundary.

These relationships are illustrated graphically in Figure 3, following the convention that horizontal lines denote actual episodes, and vertical lines denote induced boundaries. The cases can be divided into three groups. In cases 1 and 4, boundaries correspond to both ends of the episode; in cases 2 and 5, they correspond to one end of the episode; and in cases 3 and 6, they correspond to neither end. We call these cases *exact*, *dangling*, and *lost* to evoke the idea of episodes located exactly, dangling from a single boundary, or lost in the region between boundaries.

We use both hit and false-positive rates to measure the accuracy of our episode finding algorithms. To better explain the trade-off between hits and false-positives we employ the F-measure [13]. This standard comparison metric finds the harmonic mean between precision and recall and is defined as

$$\text{F-measure} = \frac{2 \times \text{Precision} \times \text{Recall}}{\text{Precision} + \text{Recall}}$$

where Recall is the hit-rate and Precision is the ratio of correct hits to proposed hits. Note that the difference in proposed and correct hits yields the number of false positives. Higher F-measures often indicate better overall performance.

For control purposes we compare VOTING-EXPERTS with two control conditions. The first generates a random, sorted sequence of boundaries that is equal in size to the actual number of episodes. We call this procedure RANDOM-SAMPLE. The second control condition induces a boundary at every location. We call this procedure ALL-LOCATIONS.

In many of the experiments, we compare the results of VOTING-EXPERTS with another unsupervised algorithm, SEQUITUR, which also finds structure in categorical time series. SEQUITUR is a compression-based algorithm that builds a context-free grammar from a string of discrete tokens [10]. It has successfully identified structure in both

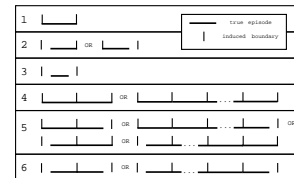


Figure 3. A graphical depiction of the relationships between boundaries and episodes.

text and music. This structure is denoted by the rules of the induced grammar. Expanding the rules reveals boundary information. In our experiments, expanding only the rule associated with the start symbol – what we refer to as level 1 expansion – most often gives the highest F-measure.

6.1 Word Boundaries

We removed spaces and punctuation from texts in four languages and accessed how well VOTING-EXPERTS could induce word boundaries. We take word boundaries as our gold standard for meaning-carrying units in text because they provide, in most cases, the most unambiguous and uncontentious denotation of episodes. Clearly word prefixes and suffixes might also carrying meaning, but most humans would likely segment a discrete stream of text into words.

6.1.1 English

We ran VOTING-EXPERTS, SEQUITUR, and both control conditions on the first 50,000 characters of Orwell's *1984*. The detailed results are given in Table 1. VOTING-EXPERTS performs best when the window length is 7 and the threshold 4. The algorithm induced 12153 boundaries, for a mean episode length of 4.11. The mean word length of the text is 4.49. The algorithm induces boundaries at 80% of the true word boundaries (the hit rate) missing 20% of the word boundaries. 27% of the induced boundaries did not correspond to word boundaries (the false positive rate). Exact cases, described above, constitute 62.6% of all cases; that is, 62.6% of the words were bounded at both ends by induced boundaries. Dangling and lost cases constitute 33.9% and 3.3% of all cases, respectively. Said differently, only 3.3% of all words in the text got lost between episode boundaries. These tend to be short words, in fact, 59% of the lost words have length 3 or shorter and 85% have length 5 or shorter. In contrast, all 89% of the words for which the algorithm found exact boundaries have length 3 or longer.

SEQUITUR performs best when expanding only to the level 1 boundaries. That is, it achieves its highest F-measure by not further expanding any non-terminals off the sentential rule. Expanding to further levels leads to a substantial increase in the false positive rate and hence an overall decrease in F-measure. For example, when expanding to level 5, SEQUITUR identified 78% of the word boundaries correctly, 20% dangling and only 2% missed. This happens because it is inducing more boundaries. In fact, at level 5, the false-positive rate of 68% is near the 78% maximum false positive rate achieved by ALL-LOCATIONS. The same behavior occurs to a smaller extent in VOTING-EXPERTS when the splitting threshold is decreased. For example, with a window length of 4 and a threshold of 2, VOTING-EXPERTS finds 74% of the word boundaries exactly but the

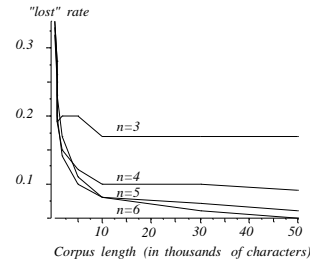


Figure 4. The proportion of "lost" words as a function of corpus length.

F-measure decreases because of a corresponding increase in the false-positive rate. In general, SEQUITUR finds likely patterns, but these patterns did not always correspond to word boundaries.

It is easy to ensure that all word boundaries are found, and no word is lost: use ALL-LOCATIONS to induce a boundary between each letter. However, this strategy induces a mean episode length of 1.0, much shorter than the mean word length. The false-positive count equals the total number of non-boundaries in the text and the false-positive rate converges to the ratio of non-boundaries to total locations (.78). In contrast, VOTING-EXPERTS finds roughly the same number of episodes as there are words in the text and loses very few words between boundaries. This success is evident in the high F-measure (.76) achieved by VOTING-EXPERTS. Not surprisingly, RANDOM-SAMPLE performed poorest on the text.

The appropriate control conditions for this experiment were run and yielded the expected results: VOTING-EXPERTS performs marginally less well when it is required to segment text it has not seen. For example, if the first 10,000 characters of Orwell's text are used to build the ngram tree, and then the algorithm is required to segment the next 10,000 characters, there is a very slight decrement in performance. The algorithm performs very poorly given texts of random words, that is, subsequences of random letters. The effects of the corpus size and the window length are shown in Figure 4. The proportion of "lost" words (cases 3 and 6, above) is plotted on the vertical axis, and the corpus length is plotted on the horizontal axis. Each curve in the graph corresponds to a window length, k . The proportion of lost words becomes roughly constant for corpora of length 10,000 and higher.

Said differently, corpora of this length seem to be required for the algorithm to estimate boundary entropies and frequencies accurately. As to window length, recall that a window of length n means each potential boundary is considered n times by each expert, in n different contexts. Clearly, it helps to increase the window size, but the benefit

Algorithm	F-measure	Hit Rate	F.P. Rate	Exact %	Dangling %	Lost %
VOTING-EXPERTS	.76	.80	.27	.63	.34	.03
SEQUITUR	.58	.58	.43	.30	.56	.14
ALL-LOCATIONS	.36	1.0	.78	1.0	0.0	0.0
RANDOM-SAMPLE	.21	.22	.79	.05	.34	.61

Table 1. Results of running four different algorithms on George Orwell's *1984*.

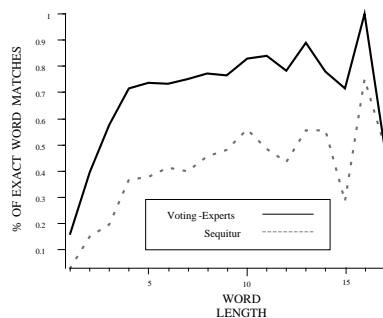


Figure 5. A comparison of exact match-rate on a per-word basis between SEQUITUR and VOTING-EXPERTS.

diminishes.

Further evidence of VOTING-EXPERTS ability to find meaningful word boundaries is given in Figures 5 and 6. In Figure 5 we graph the percentage of exact word matches as a function of word length. For example, SEQUITUR exactly matches 30% of words having length 15 while VOTING-EXPERTS matches 70%. The curves converge at word length 17 because only two words in our corpus have length 17 and both algorithms find only one of them. The curves roughly mimic each other except in the word length interval from 2 to 4. In this period, VOTING-EXPERTS accelerates over SEQUITUR because it finds disproportionately more exact matches than SEQUITUR. This phenomenon is even easier to see in Figure 6. Here cumulative percentage of exact word matches is plotted as a function of word lengths and the distribution of word lengths is given behind the curves. The slope of VOTING-EXPERTS is steeper than SEQUITUR in the interval from 2 to 4 revealing the success it has on the most frequent word lengths. Furthermore, words with length 2, 3, and 4 comprise over 57% of the Orwell corpus, so at places where accuracy is perhaps most important, VOTING-EXPERTS performs well.

6.1.2 Chinese, German and Roma-ji

As a test of the generality of VOTING-EXPERTS, we ran it on corpora of Roma-ji, Chinese and German texts. Roma-ji

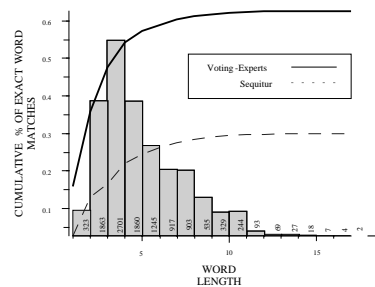


Figure 6. A comparison of cumulative exact match-rate over word length for SEQUITUR and VOTING-EXPERTS. The background histogram depicts the distribution of word lengths in the Orwell corpus.

is a transliteration of Japanese into roman characters. The Roma-ji corpus was a set of Anime lyrics comprising 19163 characters. The Chinese text comes from Guo Jim's Mandarin Chinese PH corpus. The PH corpus is taken from stories in newspaper texts and is encoded in the standard GB-scheme. Franz Kafka's *The Castle* in the original German comprised the final text. For comparison purposes we selected the first 19163 characters of Kafka's text and the same number of characters from *1984* and the PH corpus. As always, we stripped away spaces and punctuation, and the algorithm induced word boundaries. The window length was 6. The results are given in Table 2.

Clearly the algorithm is not biased to do well on English. In particular, it performs very well on Kafka's text, losing only 4% of the words and identifying 61% exactly. The algorithm performs less well with the Roma-ji text; it identifies fewer boundaries accurately (i.e., places 34% of its boundaries within words) and identifies fewer words exactly. VOTING-EXPERTS performed worst on Chinese corpus. Only 42% of the boundaries were identified although the false positive rate is an extremely low 7%. The explanation for these results has to do with the lengths of words in the corpora. We know that the algorithm loses disproportionately many short words. Words of length 2 make

VOTING-EXPERTS	F-measure	Hit Rate	F.P. Rate	Exact %	Dangling %	Lost %
German	.75	.79	.31	.61	.25	.04
English	.71	.76	.33	.58	.38	.04
Roma-ji	.65	.64	.34	.37	.53	.10
Chinese	.57	.42	.07	.13	.57	.30

Table 2. Results of running VOTING-EXPERTS on Franz Kafka’s *The Castle*, Orwell’s *1984*, a subset of the Chinese PH corpus of newspaper stories, and a set of Roma-ji Anime lyrics.

up 39% of the Chinese corpus, 32% of the Roma-ji corpus, 17% of the Orwell corpus, and 10% of the Kafka corpus, so it is not surprising that the algorithm performs worst on the Chinese corpus and best on the Kafka corpus.

If we incorporate the knowledge that Chinese words are rather short in length by decreasing the splitting threshold, we can increase the F-measure of VOTING-EXPERTS to 77% on the PH corpus. In general, knowledge of the mean episode length can help improve the boundary detection of VOTING-EXPERTS. Like [1], pretraining on a small amount of segmented text may be sufficient to find suitable window and threshold values.

6.2 Robot Episodes

We ran VOTING-EXPERTS and SEQUITUR on a multivariate timeseries of robot controller data comprising 17788 time steps and 65 unique states. Each state was mapped to a unique identifier, and these tokens were given to the algorithm as input. The timeseries data was collected with a Pioneer 2 mobile robot, equipped with sonar and a Sony pan-tilt-zoom camera. The robot, under control of a hybrid subsumption architecture, wandered around a room-size playpen for 30 minutes looking for interesting objects. Upon finding an object, the robot orbited it for a few minutes. The multivariate timeseries consisted of eight binary variables representing different controllers in our agent architecture. Each variable is 1 when its corresponding controller is active and 0 when its inactive, so potentially, we have $2^8 = 256$ different states, but as mentioned earlier, only 65 manifested during the experiment.

- MOVE-FORWARD
- TURN
- COLLISION-AVOIDANCE
- VIEW-INTERESTING-OBJECT
- RELOCATE-INTERSTING-OBJECT
- SEEK-INTERESTING-OBJECT
- CENTER-CHASIS-ON-OBJECT
- CENTER-CAMERA-ON-OBJECT

This timeseries can be broken up into five different observable robot behaviors. Each behavior represents a quali-

tatively different episode in the timeseries. We denote these episodes as

- FLEEING
- WANDERING
- AVOIDING
- ORBITING-OBJECT
- APPROACHING-OBJECT

Table 3 summarizes the results of running VOTING-EXPERTS and SEQUITUR on the robot controller data. The definition of hit-rate and false-positive rate is slightly different here. Because the controller data can be noisy at the episode boundaries, we allow *hits* a window of length 1 in either temporal direction. For example, if we induce a boundary at location 10, but the actual boundary is at location 9, we still count it as a hit. We also enforce a rule that actual boundaries can only count once toward induced boundaries. For example, if we induce a boundary at 8 and count it as a hit toward the actual boundary 9, the induced boundary at 10 can no longer count toward 9.

The mean episode length in the robot controller data is 7.13. This length is somewhat smaller than expected because the robot often gets caught up in the corners of its playpen for periods of time and performs a series of wandering, avoiding, and fleeing behaviors to escape. The total number of true episodes was 2491. VOTING-EXPERTS induced 3038 episodes with a hit rate of 66% and a false-positive rate of 46% for a combined F-measure of 59%. Like on Orwell, VOTING-EXPERTS consistently outperforms SEQUITUR on the F-measure. SEQUITUR does best when expanding to the level 1 boundaries. The transition from level 1 to level 2 produces a sharp increase in the false-positive rate with a corresponding increase in hit rate, however the F-measure decreases slightly. At level 5, SEQUITUR loses only 8% of the episodes but its false-positive rate is 78%, which is near the maximum possible rate of 86%.

7 Conclusion

For an agent to generalize its experiences, it must divide them into meaningful units. The VOTING-EXPERTS

Robot Data	F-measure	Hit Rate	F.P. Rate	Exact %	Dangling Rate	Lost Rate
SEQUITUR						
Level 1	.55	.57	.47	.17	.37	.46
Level 2	.51	.77	.62	.34	.37	.29
Level 3	.32	.88	.71	.48	.33	.19
Level 4	.38	.94	.76	.56	.32	.12
Level 5	.36	.97	.78	.63	.29	.08
VOTING-EXPERTS						
Depth 7, Threshold 4	.59	.66	.46	.20	.39	.41
Depth 9, Threshold 6	.59	.60	.41	.18	.38	.44
Depth 5, Threshold 2	.56	.80	.56	.27	.42	.31

Table 3. Results of running SEQUITUR and VOTING-EXPERTS on 30 minutes of robot controller data.

algorithm uses statistical properties of categorical time series to segment them into episodes without supervision or prior training. Although the algorithm does not use explicit knowledge of words or robot behaviors, it detects episodes in these domains. The algorithm successfully segments texts into words in four languages. With less success, VOTING-EXPERTS segments robot controller data into activities. In the future we will examine how other, domain-independent experts can help improve performance. Additionally we are interested in unifying the frequency and boundary entropy experts to more accurately capture the balance of strengths and weaknesses of each method. On a related note, we could employ supervised learning techniques to learn a weigh parameter for the experts, however we favor the unification approach because it removes a parameter from the algorithm and keeps the method completely unsupervised. The idea that meaningful subsequences differ from meaningless ones in some formal characteristics—that syntactic criteria might help us identify semantic units—has practical as well as philosophical implications.

Acknowledgments

We are grateful to Ms. Sara Nishi for collecting the corpus of Anime lyrics. This research is supported by DARPA under contract numbers DARPA/USASMDCDASG60-99-C-0074 and DARPA/AFRLF30602-01-2-0580. The U.S. Government is authorized to reproduce and distribute reprints for governmental purposes notwithstanding any copyright notation hereon. The views and conclusions contained herein are those of the authors and should not be interpreted as necessarily representing the official policies or endorsements either expressed or implied, of DARPA or the U.S. Government.

References

- [1] R. K. Ando and L. Lee. Mostly-unsupervised statistical segmentation of japanese: Application to kanji. In *Proceedings of North American Association for Computational Linguistics (NAACL)*, pages 241–248, 2000.
- [2] M. R. Brent. An efficient, probabilistically sound algorithm for segmentation and word discovery. *Machine Learning*, 45(1–3):71–105, 1999.
- [3] P. Cohen and N. Adams. An algorithm for segmenting categorical time series into meaningful episodes. In *Proceedings of Fourth Symposium on Intelligent Data Analysis*, pages 198–207. Springer, 2001.
- [4] P. R. Cohen, B. Heeringa, and N. Adams. An unsupervised algorithm for segmenting categorical time series into episodes. In *Working Notes of the 2002 ESF Exploratory Workshop on Pattern Detection and Discovery in Data Mining (to appear)*, 2002.
- [5] M. N. Garofalakis, R. Rastogi, and K. Shim. SPIRIT: Sequential pattern mining with regular expression constraints. In *The VLDB Journal*, pages 223–234, 1999.
- [6] J. L. Hutchens and M. D. Alder. Finding structure via compression. In D. M. W. Powers, editor, *Proceedings of the Joint Conference on New Methods in Language Processing and Computational Natural Language Learning: NeMLaP3/CoNLL98*, pages 79–82. Association for Computational Linguistics, Somerset, New Jersey, 1998.
- [7] A. Kempe. Experiments in unsupervised entropy-based corpus segmentation. In *Proc. Workshop on Computational Natural Language Learning (CoNLL)*, pages 7–13, Bergen, Norway, June 1999. SIGNLL/ACL.
- [8] D. Magerman and M. Marcus. Parsing a natural language using mutual information statistics. In *Proceedings, Eighth National Conference on Artificial Intelligence (AAAI 90)*, pages 984–989, 1990.
- [9] H. Mannila, H. Toivonen, and A. I. Verkamo. Discovery of frequent episodes in event sequences. *Data Mining and Knowledge Discovery*, 1(3):259–289, 1997.
- [10] C. G. Nevill-Manning and I. H. Witten. Identifying hierarchical structure in sequences: A linear-time algorithm. *Journal of Artificial Intelligence Research*, 7(1):67–82, 1997.
- [11] J. T. Oates. *Grounding Knowledge in Sensors: Unsupervised Learning for Language and Planning*. PhD thesis, Department of Computer Science, University of Massachusetts, 2001.
- [12] W. J. Teahan, Y. Wen, R. J. McNab, and I. H. Witten. A compression-based algorithm for chinese word segmentation. *Computational Linguistics*, 26(3):375–393, 2000.
- [13] C. J. Van Rijsbergen. *Information Retrieval, 2nd edition*. Dept. of Computer Science, University of Glasgow, 1979.
- [14] G. M. Weiss and H. Hirsh. Learning to predict rare events in event sequences. In *Knowledge Discovery and Data Mining*, pages 359–363, 1998.